

SAILOR® 6300 MF/HF

For when it really counts

2013 Product Sheet

COBHAM

The most important thing we build is trust

Based on the same foundation of high reliability, ease of use and leading-edge functionality that has positioned SAILOR as the leading product in maritime communications, the SAILOR 6300 MF/HF DSC Class A offers much more than just a way to meet mandatory GMDSS requirements. In addition to being part of the innovative SAILOR 6000 GMDSS series, it is an integral part of a vessels communication system and a crucial tool when in distress and rugged, reliable, easy to use communications are a must.

The SAILOR 6300 MF/HF provides several unique features such as message replay functionality – a first for MF/HF radios, and the ability to connect two control units. A highly efficient power amplifier with control hardware ensures high performance and reliable communication in the marine bands from 1.6 to 30 MHz in TX mode, and ensures constant and full output power on all ITU channels.

- SAILOR Replay – 240 seconds – First MF/HF to offer this feature
- High quality graphical display - perfect night and day vision
- 6W internal loudspeaker for excellent sound quality
- Improved, intuitive and easy to operate menu structure
- Unique, next generation radiotelex software
- Multiple control units
- 150W-250W-500W versions
- ThraneLINK

Instead of connecting the SAILOR 6300 MF/HF to an external GPS, the GPS input can be taken from the SAILOR 6110 mini-C

GMDSS via ThraneLINK. Therefore, no additional cabling is needed.

More than GMDSS

The new SAILOR 6300 MF/HF is a high-end communications system in its own right. It complies with the requirement for MF/HF DSC Class A, which is part of the mandatory requirements for SOLAS vessels in all sea areas, and many national GMDSS requirements. It is developed and designed to meet the needs of professional mariners ensuring clear and powerful communication for a wide variety of vessels including high seas fishing vessels,

merchant/offshore ships and workboats.

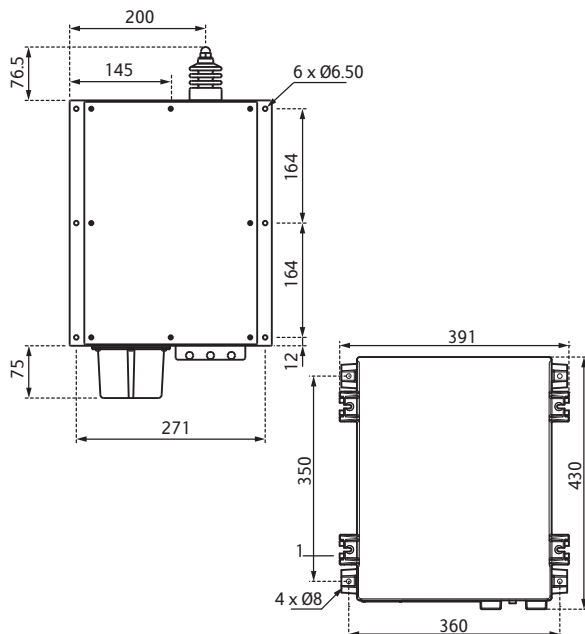
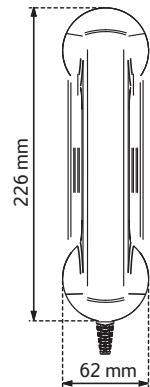
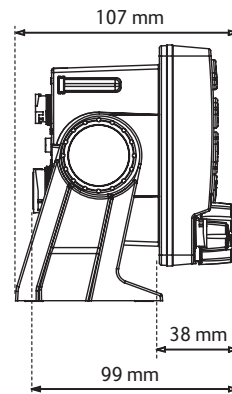
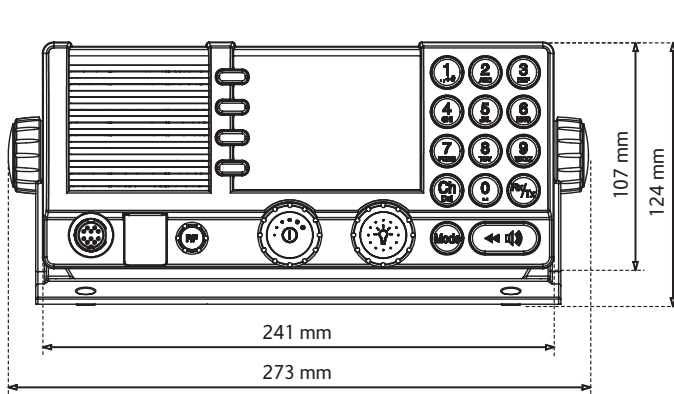
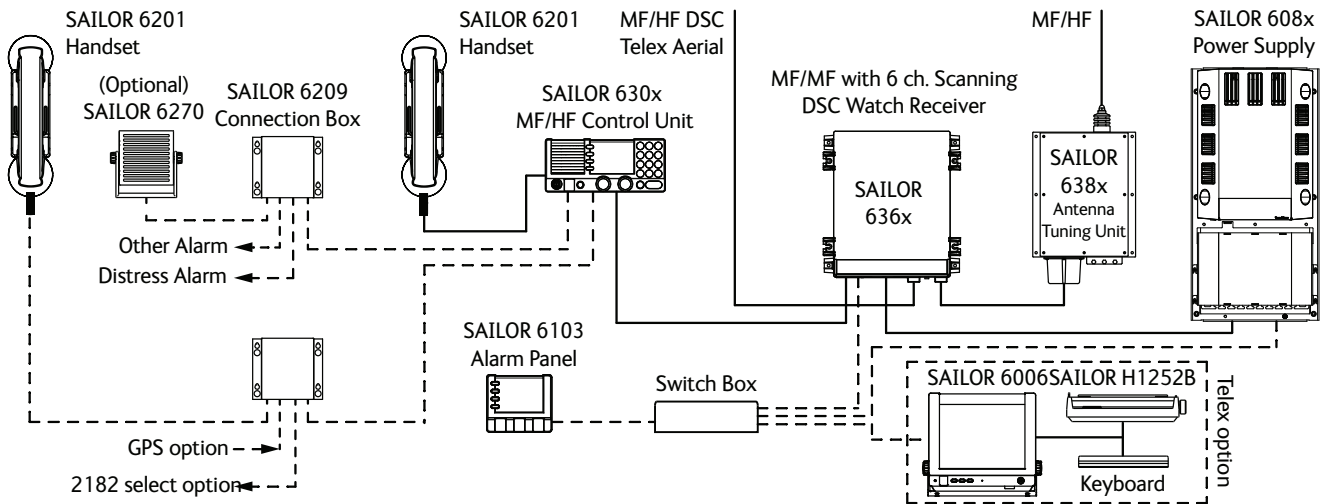
New Connections

SAILOR 6300 MF/HF can be quickly and easily connected to other critical GMDSS systems such as the SAILOR 6103 Alarm Panel. SAILOR 6300 MF/HF features the new, user-friendly radiotelex software with a state-of-art user-interface that works in combination with the new SAILOR 6006 Message Terminal. External loudspeakers, keyboards and printers can also be added easily.

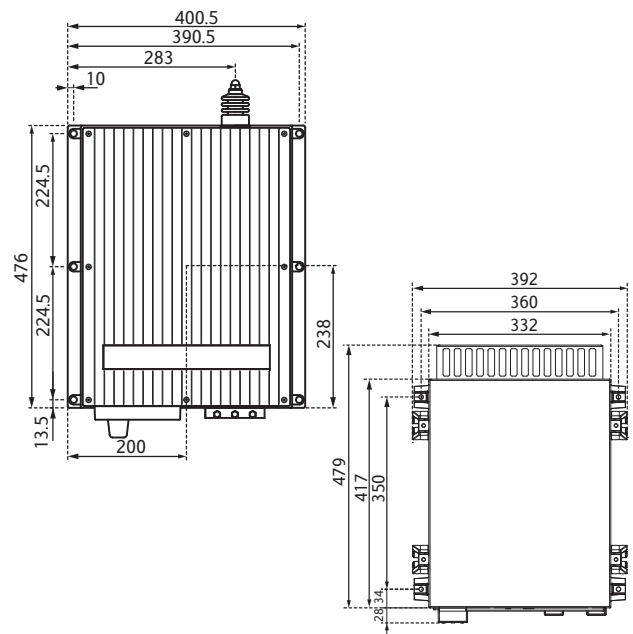


SAILOR® 6300 MF/HF

For when it really counts



150W/250W



500W

SAILOR® 6300 MF/HF

For when it really counts



SPECIFICATIONS

Operating Modes	Simplex and semi-duplex SSB telephony and DSC, TELEX AM broadcast reception		
Operating temperature range	-15°C to +55°C		
Supply voltage	Nominal 24V DC floating With optional external AC power supply: 115/230V AC 50/60 Hz. Automatic changeover to DC in the absence of AC supply		
Power consumption	Rx, 60W (approx. at 24V DC)		
		150W	250W
	Tx, SSB speech:	175W	300W
	Tx, SSB two-tone:	300W	550W
	Tx, DSC/TELEX:	420W	600W
User-programmable channels	199 frequency pairs with mode (1-199)		
User-programmable stations	40 stations with name, MMSI and station channel		

RECEIVER

Frequency range	150 kHz to 30 MHz
Aerial impedance	50Ω automatically matched by the aerial tuning unit
Sensitivity	Aerial input for 10 dB SINAD, 50Ω aerial:
	SSB tel.: 0.7 μV
	AM tel.: 4 μV
	DSC/Telex: 0.7 μV
	Complies with ETSI 300-373 / 300 338.
Audio output power	6W with less than 10% distortion

TRANSMITTER

Output power	150W PEP +/-1.4 dB into 50Ω voice. Reduction to 80W when continuously keyed single tone, with duty cycle greater than 55% during 1 min. Automatic power recovery after 1 min.
	250W PEP +/-1.4 dB into 50Ω voice. Reduction to 100W when continuously keyed single tone, with duty cycle greater than 55% during 1 min. Automatic power recovery after 1 min.
	500W 1.6 to 3.999 MHz 400W PEP +/-1.4 dB into 50Ω voice. 4.0 to 29.999 MHz 500W PEP +/- into 50Ω voice. 3 dB reduction when continuously keyed single tone, with duty cycle greater than 55% during 1 min. Automatic power recover after 1 min.
Power reduction	Low approx.: 10W
Frequency range	ITU marine bands from 1605 kHz to 30 MHz

DSC-TELEX MODEM

DSC Equipment class	Class A
Protocols	DSC: ITU-R M. 493-13, and M. 541-6 Telex: ITU-R M. 625-2 (incl. M. 476-4), M. 490, M. 491-1, and 492-5 NBDP telex in ARQ, FEC and SEL FEC modes
Ship's identity	DSC: 9-digit identity number Telex: 5- and/or 9-digit identity numbers
Interfaces	Alarm: DSC distress alarm interface NMEA: NMEA 0183 interface for GPS equipment Industrial ethernet Line, Key: Transceiver AF line input/output and external key interface. -10 to +10 dBm, 600Ω AUX alarm 2: Telex and non-distress/urgency DSC alarm output

DSC WATCH RECEIVER

Frequency range	Scanning: 2187.5 kHz, 4207.5 kHz, 6312.0 kHz, 8414.5 kHz, 12577.0 kHz, 16804.5 kHz
Aerial impedance	50Ω Complies with ETSI 300-373 or better.

ANTENNA TUNING UNIT

Frequency range	1.6 MHz - 27.5 MHz
Aerial requirements	8-18 m wire and/or whip aerial
Aerial tuning	Fully automatic with no presetting
Tuning speed	0.1 - 8 sec Typical
Power capability	150W/250W: 330W PEP in 50Ω
	500W: 600W PEP in 50Ω

DIMENSIONS AND WEIGHT

		150W/250W	500W
Transceiver Unit	Width:	392 mm (15.4")	392 mm (15.4")
	Height:	445 mm (17.5")	507 mm (20")
	Depth:	127 mm (5")	217 mm (8.5")
	Weight:	19 Kg (41.9 lbs)	28 Kg (61.7")
Antenna Tuning Unit	Width:	290 mm (11.4")	401 mm (15.8")
	Height:	500 mm (19.7")	617 mm (24.3")
	Depth:	80 mm (3.1")	356 mm (14")
	Weight:	3.3 Kg (7.3 lbs)	17 mm (37.5")
Control Unit	Width:	240 mm (9.5")	240 mm (9.5")
	Height:	105 mm (4.1")	105mm (4.1")
	Depth:	100 mm (3.7")	100mm (3.7")
	Weight:	3.3 Kg (7.3 lbs)	3.3 Kg (7.3 lbs)

ThranelINK

ThranelINK is a sophisticated communication protocol that connects the SAILOR products in a network, offering important new opportunities to vessels. It provides facility for remote diagnostics and enables access to all the SAILOR products from a single point for service. This results in optimized maintenance and lower cost of ownership because less time is needed for troubleshooting and service. Installation is made easier as ThranelINK automatically identifies new products in the system. The uniform protocol is an open standard which provides a future proof solution for all vessels.

COBHAM

For further information please contact:

Cobham SATCOM Marine

Lundtoftegaardsvej 93 D

DK-2800 Kgs. Lyngby

Denmark

www.cobham.com

Tel: +45 3955 8800

Fax: +45 3955 8888